


The Saginaw Chippewa Tribal College Writing Experience



**GED Written
Prep Workshop**



The Tribal College Writing

- ▶ "Writing is an underestimated art, you are painting colorful images in people's minds by using words of black and white.
- ▶ "Writing is an art. But when it is writing to inform it comes close to being a science as well."*
- ▶ "Education is the passport to the future, for tomorrow belongs to those who prepare for it today." — Malcolm X



Learning Objectives:

- ▶ Define effective writing (Slide #2)
- ▶ Explain the five parts of an essay (Slide #3)
- ▶ Create your hook (First Sentence)(Slide #5)
- ▶ Define Thesis statement (Slide #6)
- ▶ Create a essay about college (Slides #5 - 16)
 1. Create an introduction paragraph (Slides #7- 9)
 2. Create a second paragraph (Why you) (Slides #10 - 11)
 3. Create third paragraph (Slide #12-13)
 4. Create a rememberable conclusion (Slides #14-15)

Effective Writing Questions of the Day

- ▶ What makes good writing?
- ▶ What does it take to be a good writer?
- ▶ What does the GED require?
- ▶ What do college professors look for?



Effective Writing

What makes it good?

► What makes good writing?

Takes having
something to say
and clear
thinking.

► 1. Good writing communicates
an idea clearly and effectively.

► 2. Good writing is elegant and stylish.

Takes time,
revision, and a
good editor!

Effective Writing

What makes it good?

1. **Clear writing starts with clear thinking**
2. **Before you start writing, ask:
“What am I trying to say?”**
3. **When you finish writing, ask:
“Have I said it?”**



Clear Writing

Effective Writing

What makes it good?

1. Before you start writing, ask:
“What am I trying to say?”

Why should I consider Tribal College?



Why should I consider Tribal College?

- 1.
- 2.
- 3.
- 4.
- 5.



Effective Writing

What makes it good?

Organization
and
Structure

5 PARAGRAPH ESSAY

1

INTRODUCTION

Start your essay with a **hook**
(fascinating statement, anecdote, statistics, etc.).

State the thesis
(main idea + supporting details).

2

BODY PARAGRAPH #1

Write a **topic sentence** that summarizes your point.

Use **at least two examples** to further explain the topic sentence.

Use examples that **validate the claim** before concluding the paragraph.

3

BODY PARAGRAPH #2

Repeat steps in body paragraph #1

4

BODY PARAGRAPH #3

Repeat steps in body paragraph #1 and #2

5

CONCLUSION

Summarize your main points and re-assert your main claim (from your thesis sentence).

Restate the thesis and **connect it with the body** of the essay.

Introduction

Hook

Thesis Statement

How you're going to prove your thesis

Body

Topic Sentence

Topic Sentence

Topic Sentence

Claim
Evidence
Tie

Claim
Evidence
Tie

Claim
Evidence
Tie

Claim
Evidence
Tie

Claim
Evidence
Tie

Claim
Evidence
Tie

Claim
Evidence
Tie

Claim
Evidence
Tie

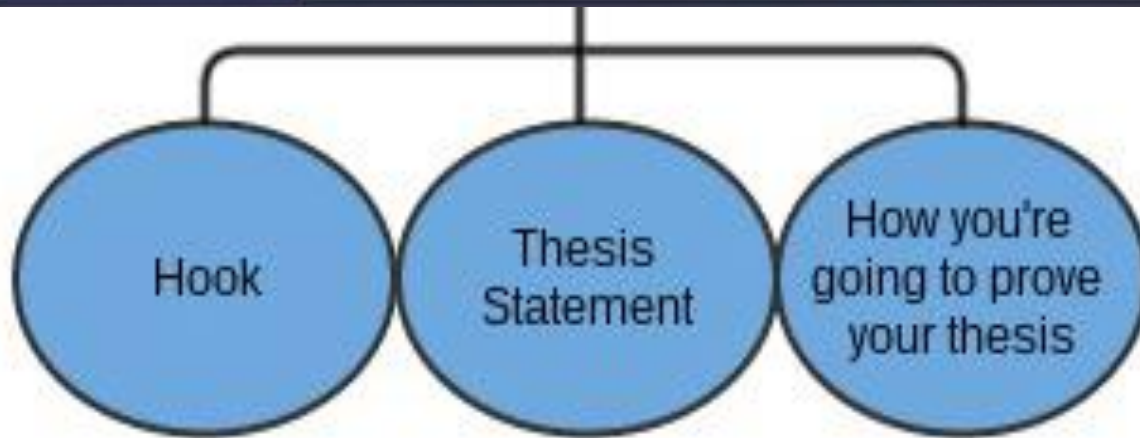
Claim
Evidence
Tie

1

INTRODUCTION

Start your essay with a hook
(fascinating statement, anecdote, statistics, etc.).

State the thesis
(main idea + supporting details).



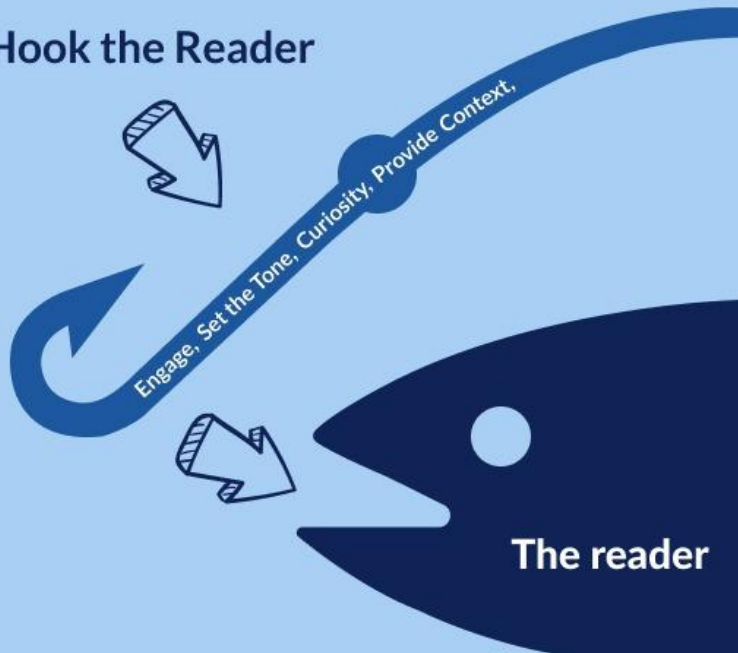
The introduction should include:

- 1. A hook (Attention Getter)**
- 2. Your thesis statement (Your Opinion)**
- 3. A sentence (Prove your opinion)**

Step 1 : Hook the Reader - Excite the Reader

A hook in writing is a sentence or group of sentences that capture the reader's attention and interest. It is generally the opening component of an essay, article, or story. It is meant to entice readers so that they will want to keep reading.

Hook the Reader



Step 1 : Hook the Reader - Excite the Reader



10 types of hooks:

1. Rhetorical Questions
2. Startling Statistics
3. Famous or Inspiring Quotes
4. Paint a Picture
5. Tell a Story
6. Extreme Statements
7. Tell a Joke
8. Evoke a Feeling/Emotion
9. Personal Stories
10. Use a Metaphor or Analogy



Art of Narrative.com

What is something
that will get me
excited about Tribal
College?



Step #2 -Thesis Statement

- ▶ A **THESIS STATEMENT**: a statement that provides the subject and overall opinion of your essay. (Your Opinion, Point of view, or Purpose)



Step #2 -Thesis Statement

For Example:

- ▶ I believe dogs make the best pets.
- ▶ While there are thousands of varieties of trees to choose from, maples trees are the best for chairs.
- ▶ High school sports unquestionably have a positive influence on high school students because they teach social skills, reinforce time-management skills, provide exercise and show the benefits of hard work.
- ▶ Schools should require students to participate in physical education as doing so will keep students healthy, improve school performance, and help students learn to cooperate.

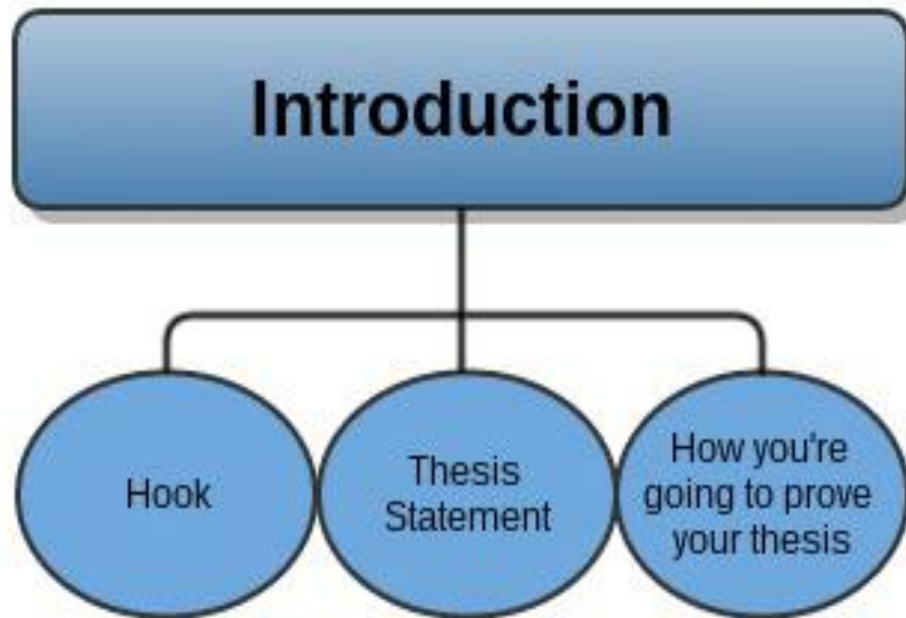
Step #2 -Thesis Statement

- What can you say about Tribal College or going to college?



Step #3 -How are you going to prove it

What proof -
evidence - details
- do we have?



Step #4 -The Body

- The Body Paragraphs are located after the Introduction.
- Their purpose is to support the Thesis Statement.

2

BODY PARAGRAPH #1

Write a **topic sentence** that summarizes your point.
Use **at least two examples** to further explain the topic sentence.
Use examples that **validate the claim** before concluding the paragraph.

3

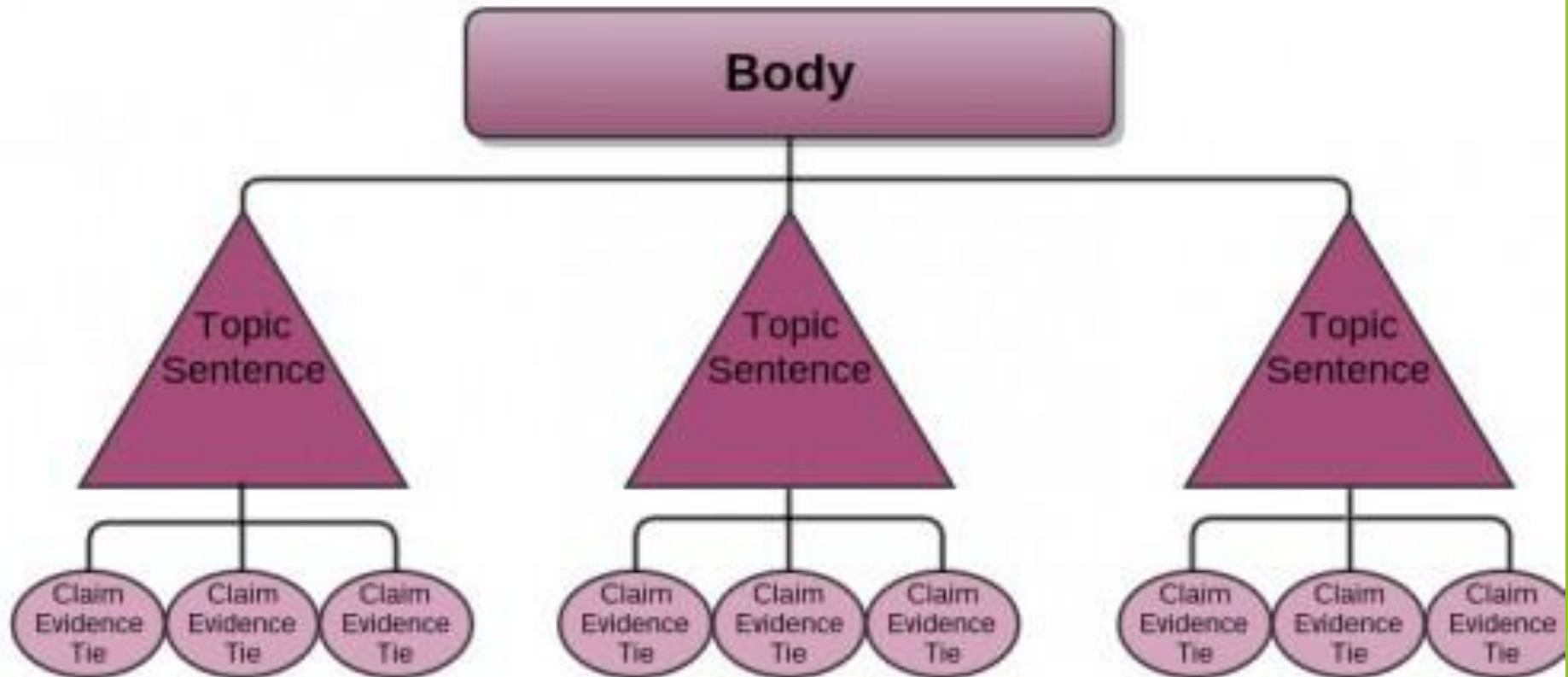
BODY PARAGRAPH #2

Repeat steps in body paragraph #1

4

BODY PARAGRAPH #3


Repeat steps in body paragraph #1 and #2



Body of Your Essay

Each paragraph in the body includes:

- (1) A topic sentence/support thesis
- (2) Integrated concrete details/examples
- (3) Explanation for details
- (4) A concluding sentence.



2

BODY PARAGRAPH #1

Write a **topic sentence** that summarizes your point.

Use **at least two examples** to further explain the topic sentence.

Use examples that **validate the claim** before concluding the paragraph.

3

BODY PARAGRAPH #2

Repeat steps in body paragraph #1

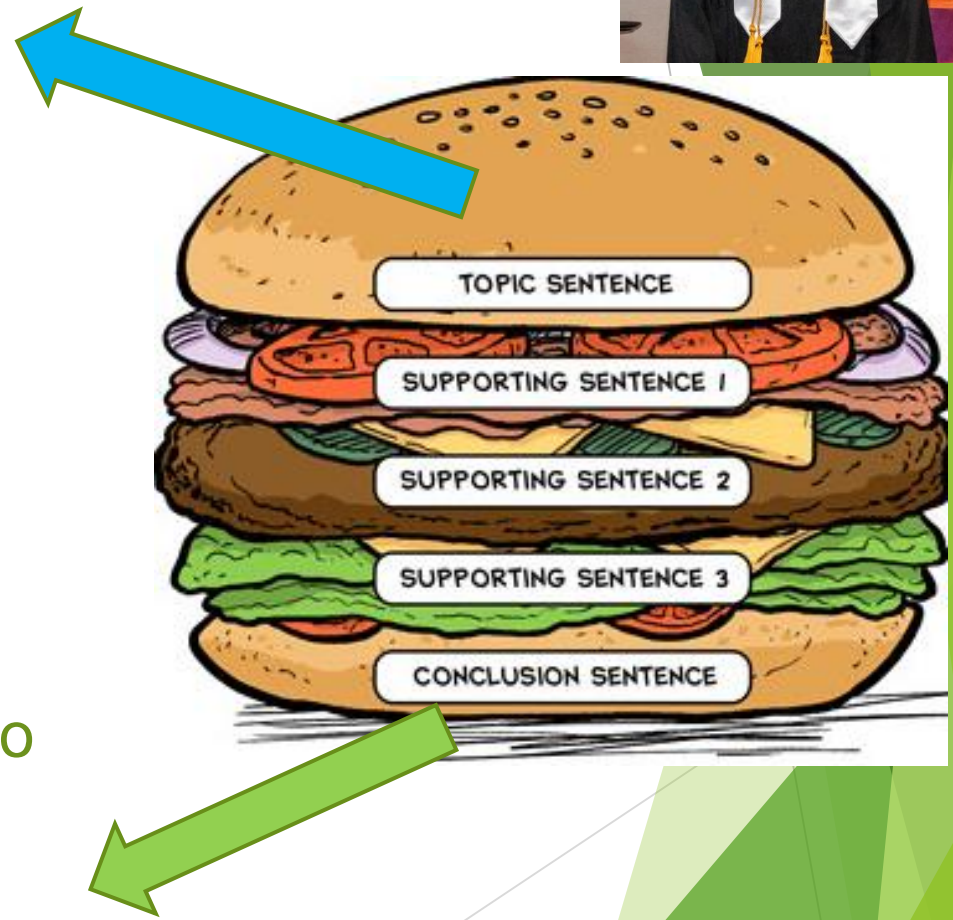

4

BODY PARAGRAPH #3

Repeat steps in body paragraph #1 and #2

Body of Your Essay

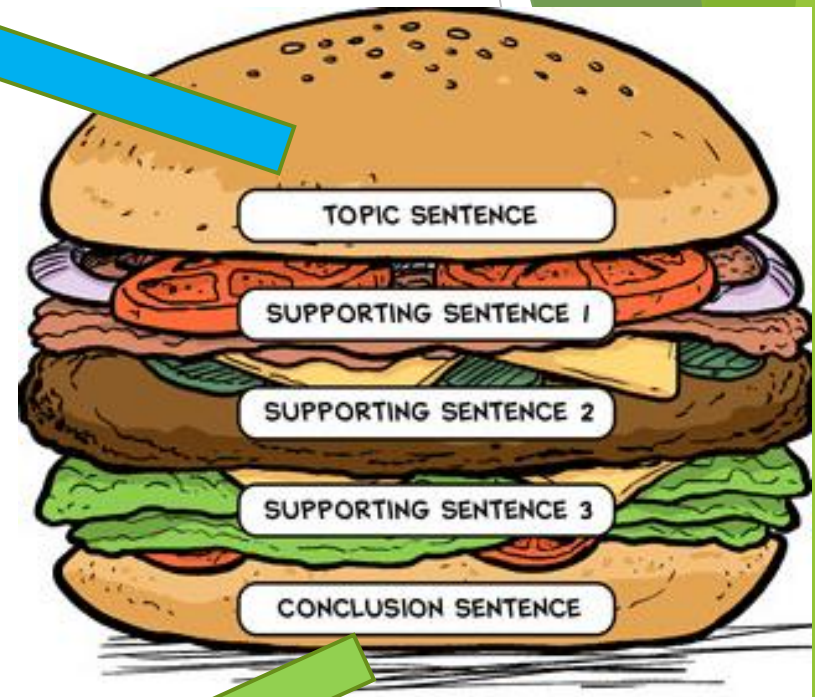
Many careers—like becoming a doctor or a scientist require higher education. If you are looking to pursue similar careers to these, then you need to graduate from Tribal college — and often even obtain further education, like a Master's or Doctoral Degree. Going to college is the only way to become qualified for these types of jobs and prepare you for a career in a certain specialized field.



Body of Your Essay

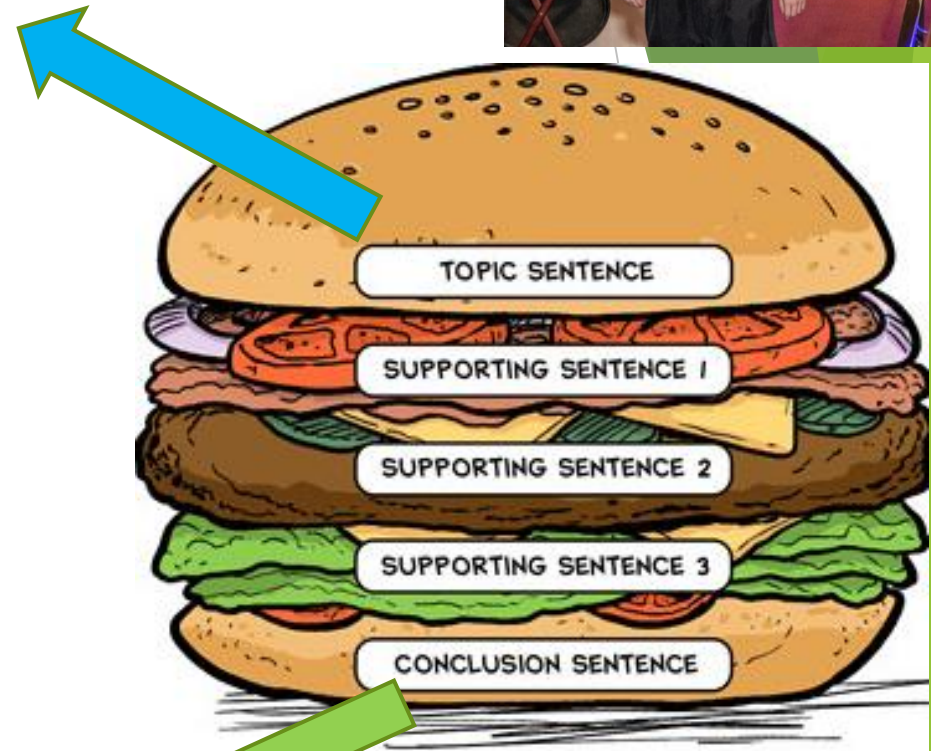
College education makes you grow and develop —both personally. The main point of higher education is to further your learning and gain additional knowledge. College is also likely to stretch and improve your critical thinking skills, which can help you better analyze, understand, and consider problems and situations.

University-educated people build new knowledge for humankind's progress and growth.

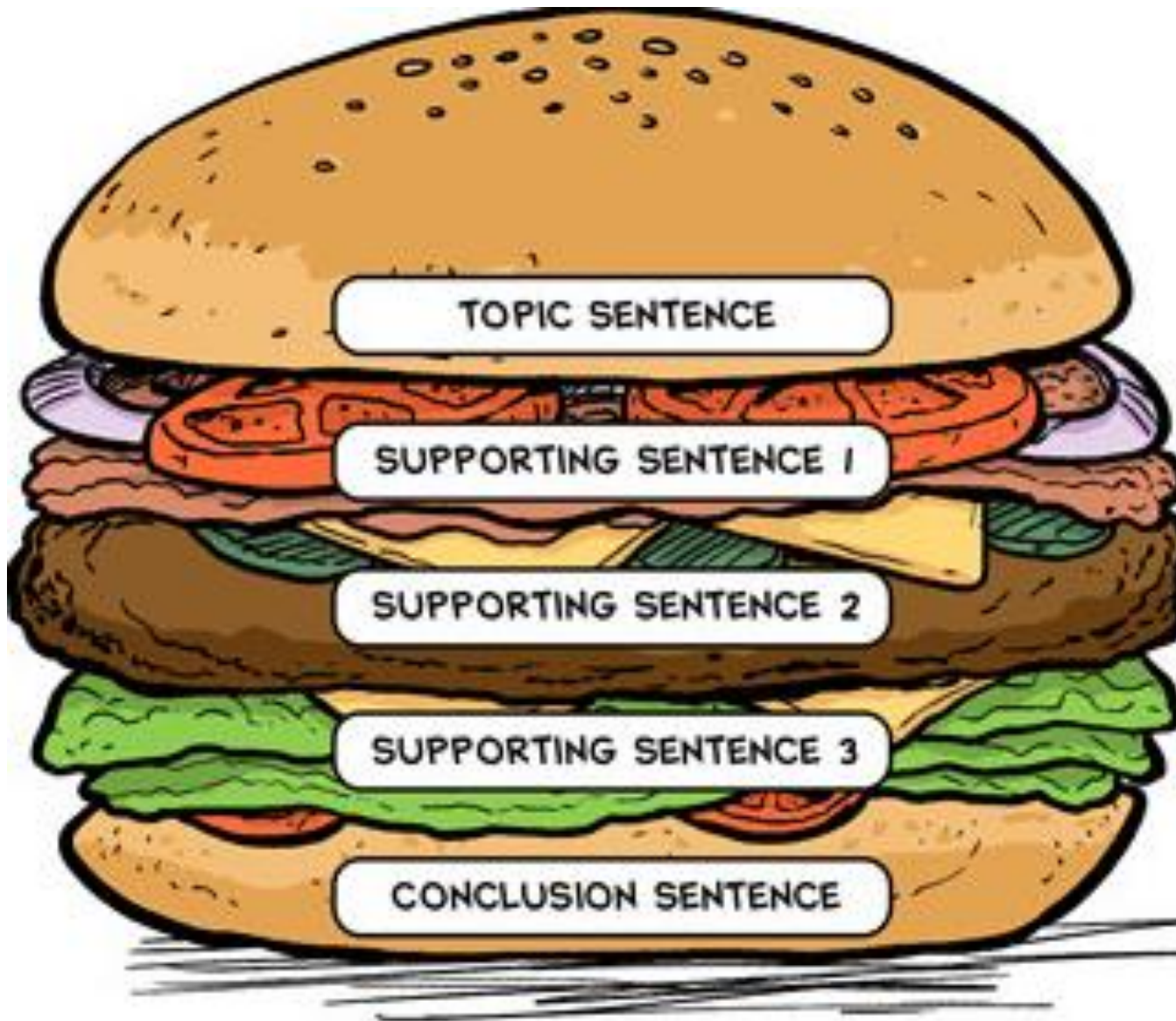


Body of Your Essay

Imagine where you want to be ten years from now. Do you want to be flipping burgers at McDonalds or would you rather be successful ? If you go to college you could be very successful. If you don't you can end up like the rest of the adults that say "can I take your order please. I think college is very necessary because you can go farther in life and accomplish more things



Body of Your Essay



Conclusion Paragraph

- ▶ Restate thesis in new words
- ▶ Paraphrase main points of essay
 - ▶ Paragraph #1 (One Sentence)
 - ▶ Paragraph #2 (One Sentence)
 - ▶ Paragraph #3 (One sentence)
- ▶ Last sentence should end with a lasting impression.



5

CONCLUSION

Summarize your main points and re-assert your main claim (from your thesis sentence).

Restate the thesis and **connect it with the body** of the essay.

Conclusion Paragraph

- ▶ Restate thesis in new words.
- ▶ Thesis statement:
- ▶ Restate:



Conclusion Paragraph

- ▶ Paraphrase main points of essay
 - ▶ Paragraph #1 (One Sentence)
 - ▶ Paragraph #2 (One Sentence)
 - ▶ Paragraph #3 (One sentence)



Conclusion Paragraph

- ▶ Last sentence should end with a lasting impression.
- ▶ Example:
- ▶ My future starts today.
- ▶ My future is bright with Tribal College.
- ▶ I'll see you at 2028 graduation.



The Saginaw Chippewa Tribal College Writing Experience



**GED Written
Prep Workshop**

